

A.M.I.® HAL-Doppler II

Product Group Coloproctology | Issue 10/2006



> HAL-Doppler II Ultrasound Proctoscope for HAL - Haemorrhoidal Artery Ligation

A.M.I. HAL-Doppler II

- Precise, rapid localisation of haemorrhoidal arteries.
- Low risk for both patient and surgeon.
- Least invasive. Nearly no pain.

> Features and Benefits:

- Displays identified arterie depth.
- Displays blood flow velocity in identified arteries






NEW: A built in printer generates a protocol on the number, position and depth of ligated arteries.

A.M.I.® HAL-Doppler II

The procedure: simple, safe, least invasive

1. The patient lies in a lithotomy position
2. The A.M.I. HAL-Probe is inserted into the anus and slowly rotated until the arterial sound is clearly audible.
3. All haemorrhoidal arteries are ligated through the ligation window 3 - 4 cm above the dentata line, therefore reducing the blood supply to the haemorrhoides.

- _ success rate: 95 %
- _ significantly less pain during the procedure and post-operatively
- _ no anaesthesia required
- _ OR-time: approx. 20 minutes
- _ for all Goligher grades I - IV

Order Code	A.M.I. HAL-Doppler II	Technical Details
AHD 204	<p>Ultrasound Proctoscope</p> <p>For precise ligation of haemorrhoidal arteries</p> <p>A.M.I. HAL-II Electronic Unit, incl. HAL-II adaptor and HAL-II rechargeable battery pack</p> <p>A.M.I. HAL-Handle</p> <p>A.M.I. RAR Sleeve</p> <p>A.M.I. HAL-Probe Single Use</p> <p>A.M.I. HAL Knotpusher</p> <p>A.M.I. HAL-Needleholder</p> <p>A.M.I. HAL-Suture</p> <p>Operating Manual</p>	<p>Power: AC-Adaptor or rechargeable battery pack</p> <p>Dimensions (mm):</p> <p>HAL-Electronic Unit 385x140x260</p> <p>HAL-Probe: 80, Ø 28</p> <p>1 unit</p> <p>2 pieces</p> <p>2 pieces</p> <p>5 pieces</p> <p>2 pieces</p> <p>2 pieces</p> <p>1 box/36 pieces</p>
AHH 001	<p>A.M.I. HAL-Handle</p> <p>Handle, for use with the A.M.I. HAL-Doppler Unit to carry the ultrasound probe.</p> 	1 piece
AHS 004	<p>A.M.I. HAL-Probe Single Use</p> <p>Probe, for use with the A.M.I. HAL-Doppler Unit. Special Doppler Ultrasound Proctoscope to identify haemorrhoidal arteries for ligation.</p> 	<p>1 box/5 pieces</p> <p>Delivered sterile</p>
AHN 006	<p>A.M.I. HAL-Needleholder</p> <p>Special Needleholder to match ligation groove inside the HAL-Probe.</p> 	1 piece
AHK 007	<p>A.M.I. HAL-Knotpusher</p> <p>Knotpusher to facilitate knot tying inside the A.M.I. HAL-Probe</p> 	1 piece
AHAL 70	<p>A.M.I. HAL-Suture</p> <p>Synthetic, absorbable, 2/0</p> <p>5/8 circle needle, 75 cm</p> 	1 box/36 pieces

A.M.I.® Headquarters:

A.M.I. GmbH
 Im Letten 1
 6800 Feldkirch . Austria
 t +43 5522 90505-0
 f +43 5522 90505-4006
 e info@ami.at
www.ami.at

A.M.I.[®] Recto Anal Repair

Recto Anal Repair (RAR) is an extension to the HAL-procedure for the treatment of haemorrhoidal diseases Goligher Stage III and IV.

- _ pain free
- _ no resection of prolapsed tissue.

Order Code	A.M.I. Recto Anal Repair	Technical Details
RAR 2000	<p>A.M.I. Recto Anal Repair Upgrade Kit</p> <p>To be used in combination with the A.M.I. HAL-Doppler II System. Considered to perform a RAR-procedure. The Upgrade Kit consists of: A.M.I. RAR-Sleeve (RAR 2013) A.M.I. RAR-Fixation Nut (RAR 2012) A.M.I. RAR-Sticker (RAR 2014) Instruction for use.</p>	<p>1 unit 1 unit 1 unit</p> <p>Delivered non sterile. Steamautoclavable.</p>
RAR 2011	<p>A.M.I. Recto Anal Repair Probe</p> <p>Single use probe to attach to the HAL-Handle. Considered to perform a RAR-procedure. Fully disposable.</p>	<p>1 Box/5 units</p> <p>Delivered sterile. Can not be cleaned or sterilised.</p>
RAR 2012	<p>A.M.I. Recto Anal Repair Fixation Nut</p> <p>To fix the A.M.I. RAR-Probe or A.M.I. HAL-Probe onto the HAL-Handle.</p> <p>1 Unit</p>	<p>Delivered non sterile. Steamautoclavable.</p>
RAR 2013	<p>A.M.I. Recto Anal Repair Sleeve</p> <p>Outer Sleeve to attach onto the A.M.I. HAL-Handle. Considered to perform a RAR-procedure.</p> <p>1 Unit</p>	<p>Delivered non sterile. Steamautoclavable.</p>

A.M.I.® Recto Anal Repair

Product Group Coloproctology | Issue 03/2006



> Repositioning of protruding mucosa.

A.M.I. Recto Anal Repair

- Especially considered for the treatment of prolapsing haemorrhoids.
- Allows artery ligation and lifting of prolapsed mucosa in one session.
- Easy handling.
- Sterile single probe to be used in combination with the reusable outer sleeve